



Analyst & investor presentation

Q1 2023 results

swisscom

04 May 2023



Agenda

Introduction

Louis Schmid, Head of Investor Relations

1. Highlights

Christoph Aeschlimann, CEO

2. Business review

Christoph Aeschlimann, CEO

3. Financial results

Eugen Stermetz, CFO

Questions & answers

All

Appendix



Highlights



Q1 achievements

Solid quarter - in line with expectations

Solid underlying financials:
revenue and EBITDA up.
On track to achieve
group guidance 2023

**Outstanding multi-brand
strategy** further cemented.
Swiss service champion:
best shops, app and hotline

**Satisfying operational
performance:** growing
postpaid and stable fixed
RGU base in Switzerland

High investments in Gigabit
coverage pays off: **1st place**
in CHIP mobile network test.
Fibre access deal with Salt
successfully implemented

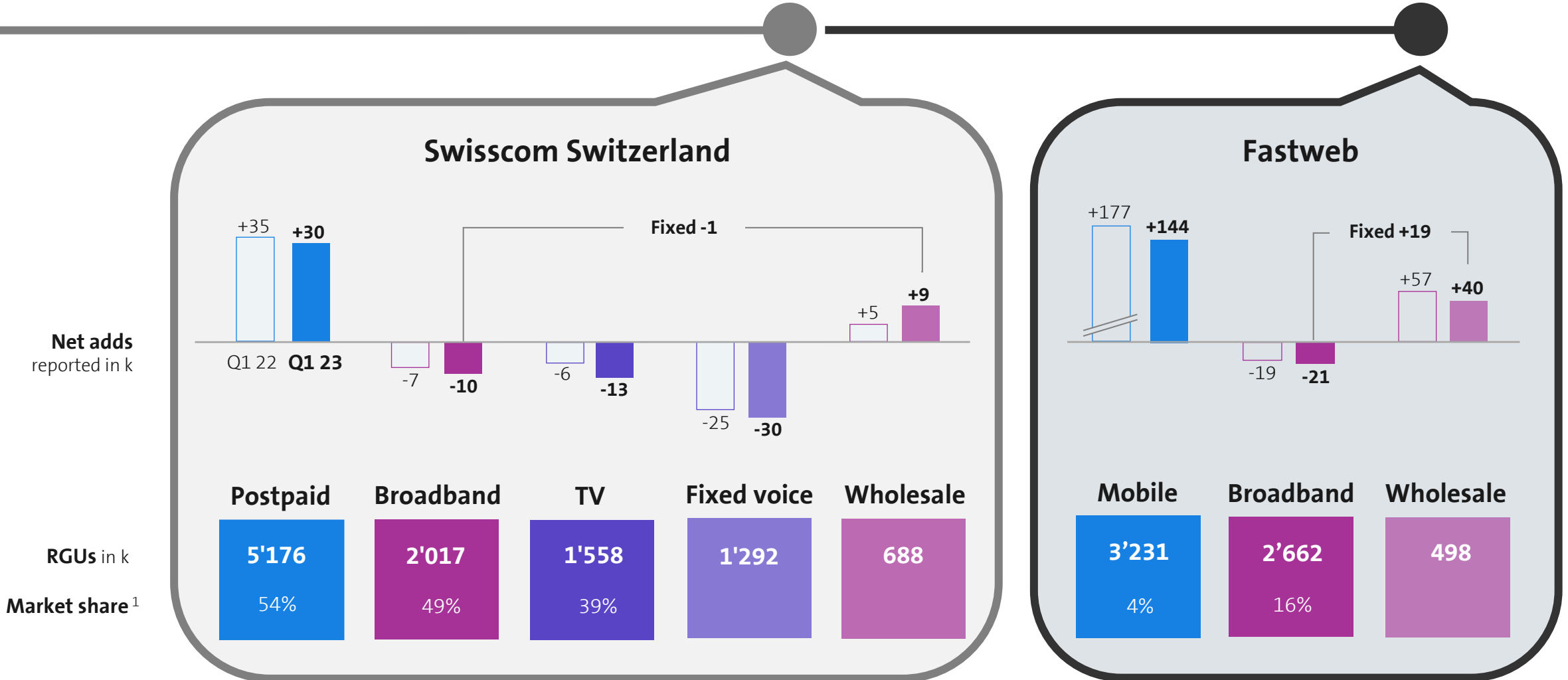
Italian business with **39th**
consecutive quarter of
growth.
Walter Renna new Fastweb
CEO as per 1 Oct 2023

Attractive CHF 200mn
refinancings in Q1.
Successful rating reviews
underpinning **solid A credit**
ratings



Q1 market performance

RGU development positive in wireless and mixed in fixed with wholesale growth compensating BB decrease

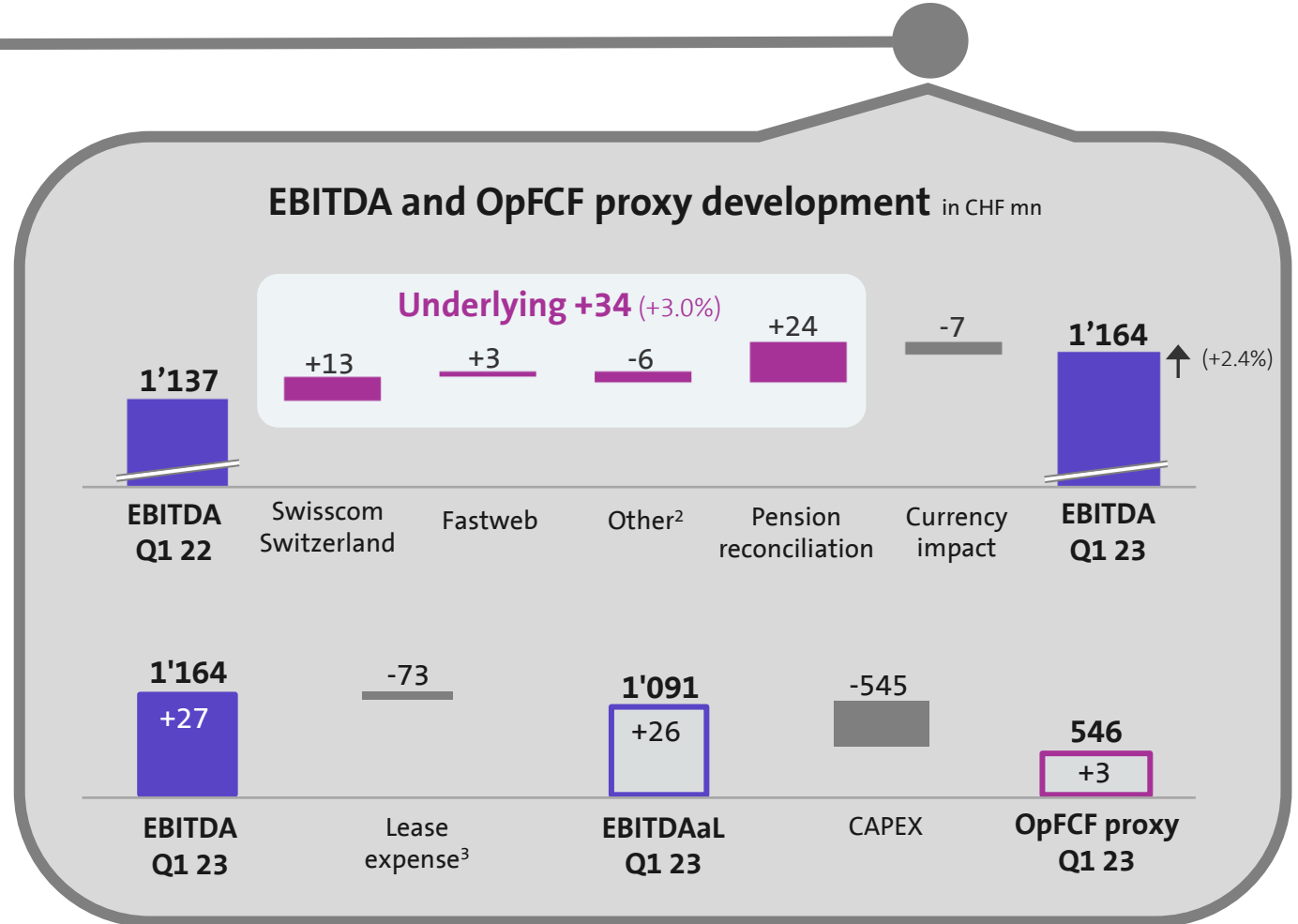
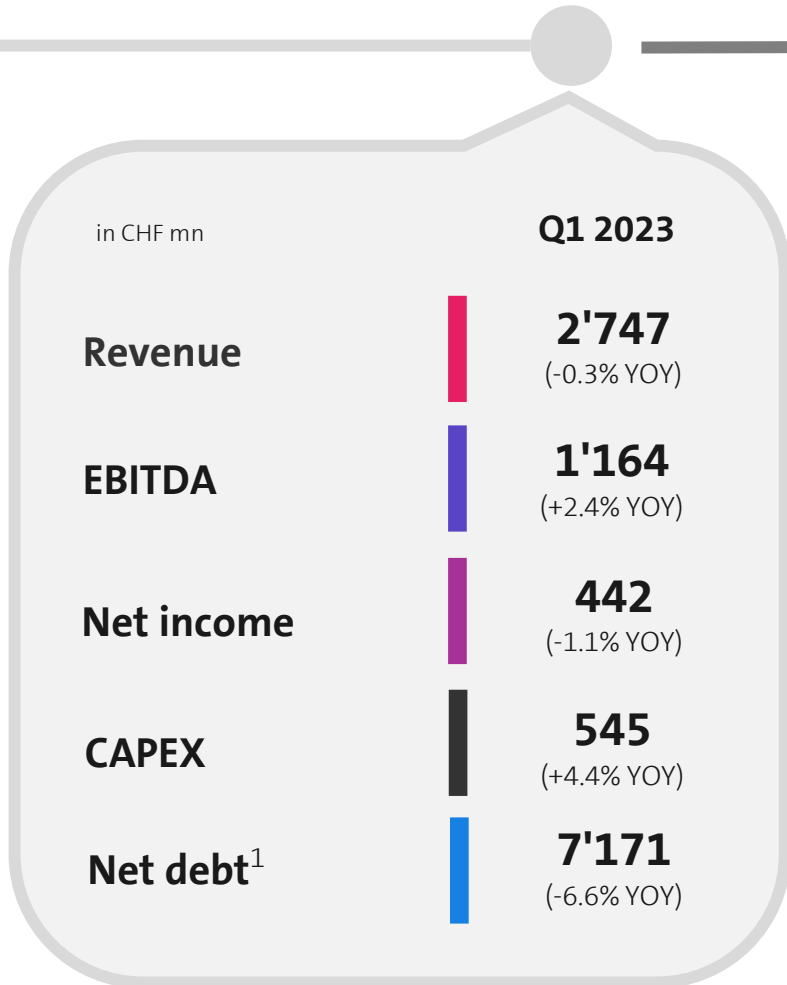


1) As per 31.12.2022



Q1 financial performance

Solid development with higher underlying EBITDA



1) Including lease liabilities of CHF 1'887mn, net debt w/o lease liabilities: CHF 5'284mn

2) Includes Other operating segments and intersegment elimination group level

3) Consists of depreciation right of use assets excluding IRU of CHF -61mn and interest expense leases of CHF -12mn



Business review



Management transition completed

Successful appointments of several new leadership members


Swisscom

Klementina Pejic



CPO
since Feb 2021

Eugen Stermetz



CFO
since March 2021
internal appointment

Christoph Aeschlimann



CEO
since June 2022
internal appointment

Gerd Niehage



CTIO
since March 2023

Isa Müller-Wegner



CSO
as per June 2023

Fastweb

Walter Renna




CEO
as per Oct 2023
internal appointment



Unchanged business priorities 2023 in Switzerland and Italy

Consequent execution while keeping a strong operational excellence focus

Swisscom Switzerland



Lever leading B2C market position and maximise value creation

based on best customer experience and strongest brand



Retain value in B2B Telco business and continuously grow in IT

with valuable and secure services as #1 ICT provider in Switzerland



Stable investments in next generation networks and reliable services to keep competitive edge and enable growth

Fastweb



Achieve profitable growth

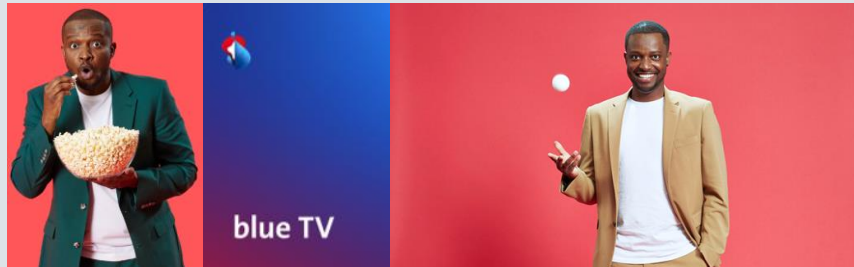
through scaling-up 5G mobile, growing in ICT and maximising infrastructure monetisation



Swisscom Switzerland - B2C

Market leadership thanks to constant push of innovation and service excellence

Innovative brand strategy



- **Continued focus on value** and less price promotions
- Own brand **blue** with **new TV offers**
- 2nd brand proposition strengthened: **5G launch for wingo**
- **Multidevice option** for **M-Budget** and **Coop Mobile**
- Continued growth in **VAS, accessories** and **Smart Life products**
- Successful implementation of **adjusted terms and conditions** (incl. CPI-linked optionality)

Service excellence at the next level

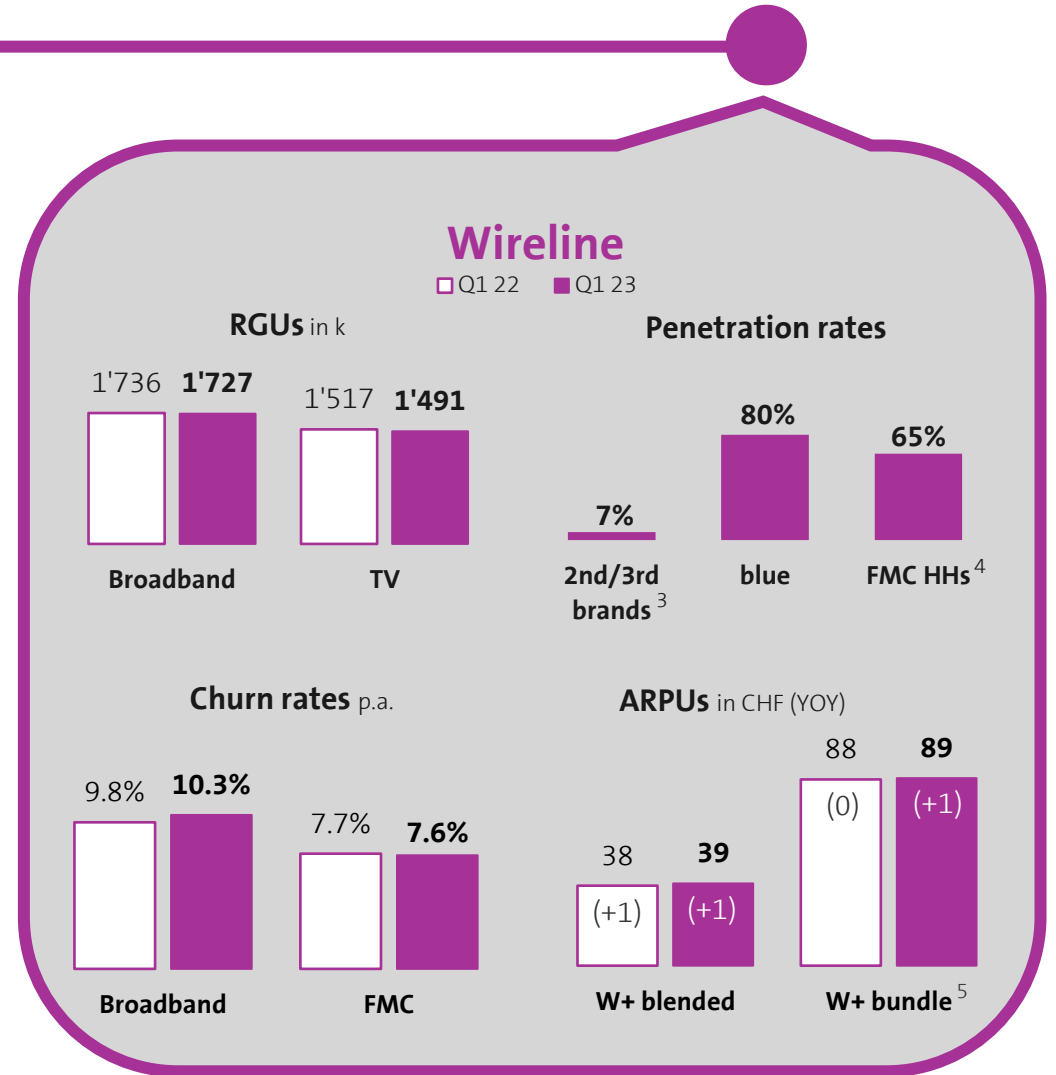
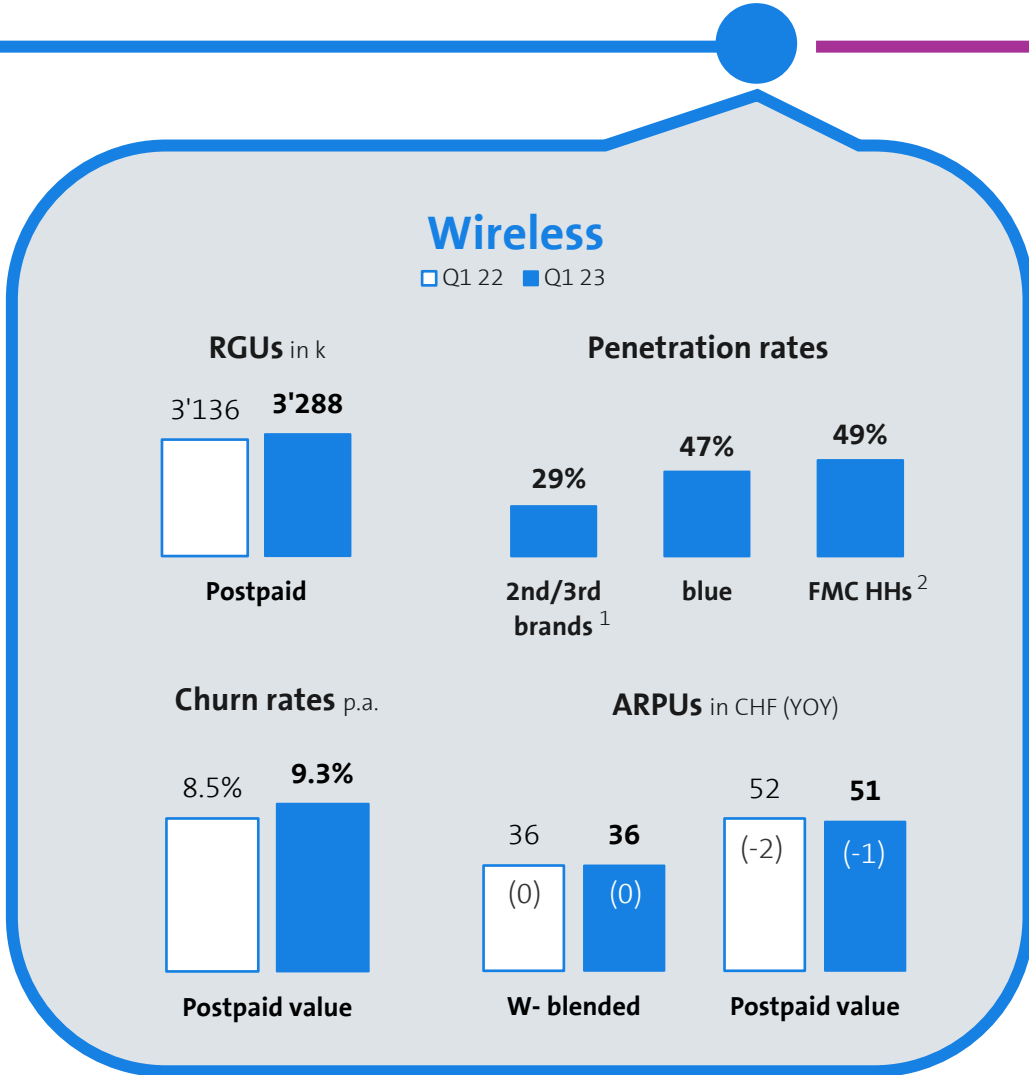


- Service excellence improved through **simplification** and **efficiency increases**
 - **Retina shop redesign** advanced
 - **Online customer experience** enhanced
- Swisscom proves credentials in quality service provision: **best in Switzerland** - across all channels
 - app
 - shop
 - hotline



Swisscom Switzerland - B2C

Satisfying operational performance despite seasonally higher churn rates in Q1



1) Postpaid value share of 2nd and 3rd brands +5pp YOY, 2) FMC share of postpaid value HHs (1'125k converged HHs, out of total HHs (2'277k, all brands) with at least 1 postpaid value subscription), -2pp YOY, 3) BB share of 2nd and 3rd brands, +2pp YOY, 4) FMC share of BB HHs (1'125k converged HHs, out of total BB connections (1'727k, all brands)) +1pp YOY, 5) BB + TV + fixed voice

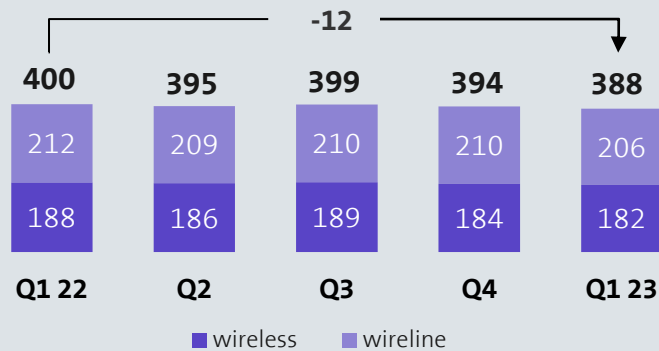


Swisscom Switzerland - B2B

Telco business as expected. IT growing and with unchanged positive FY outlook

Telco service

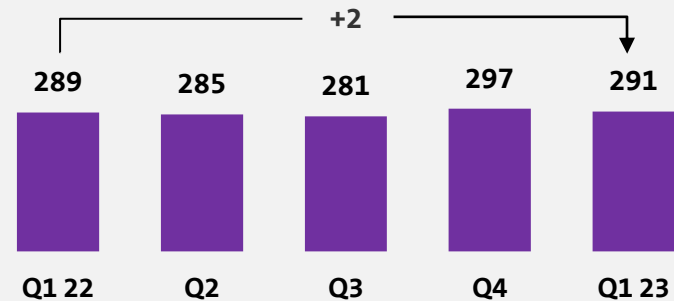
Revenues in CHF mn



- **Q1 development in line with FY expectation** thanks to effective execution of value-oriented strategy
- Telco service primarily impacted by **ongoing price pressure**: ARPUP¹ at CHF 51 (CHF -2 YOY)
- Swisscom **1st provider migrating mobile network and MS Teams** in one app for B2B customers

IT service

Revenues in CHF mn



- **Positive Q1 top line** thanks to Cloud and Security overcompensating lagging contributions from project business (lack of IT professionals)
- **FY growth confirmed** despite non-organic contributions from MTF acquisition last year²
- **Digital solutions and software business** with increasing importance for corporates and Swisscom

1) Average revenue per underlying product, 2) FY 2022 with YOY growth of CHF +70mn o/w c. half non-organic

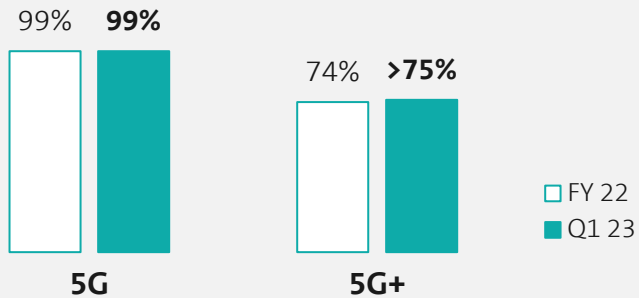


Swisscom Switzerland - Networks

Consistently extend 5G+ and fibre coverage in Switzerland

Wireless

Pop coverage

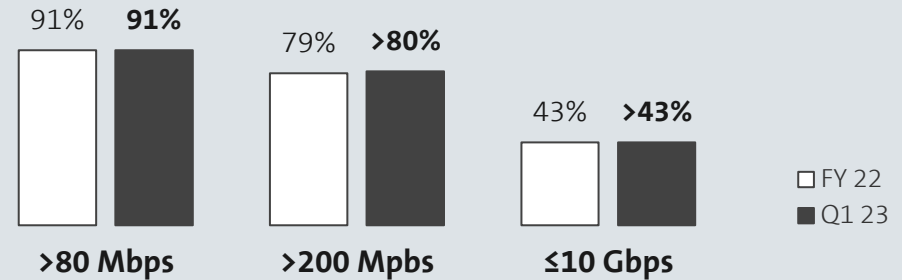


- **Higher legal certainty in 5G rollout** thanks to landmark decision by Federal court
- **1st operator** successfully testing **part of mobile core in public cloud** of AWS
- **Best in CHIP mobile network test 2023** for the eighth time in a row



Wireline

HH coverage ¹



- **Continuously invest in bandwidth extension** to deliver best customer service
- **Push FTTH rollout** (on P2P) with speeds up to 10 Gbps to achieve **coverage target of c. 55% by 2025** and **ambition 2030 of 70-80%**
- **Successful implementation of fibre access deal with Salt**

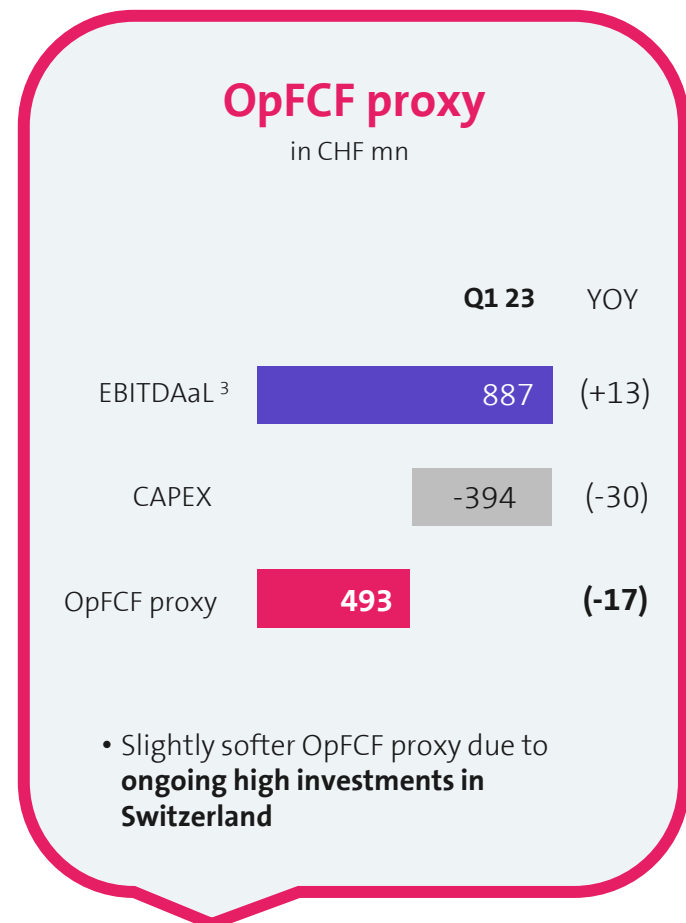
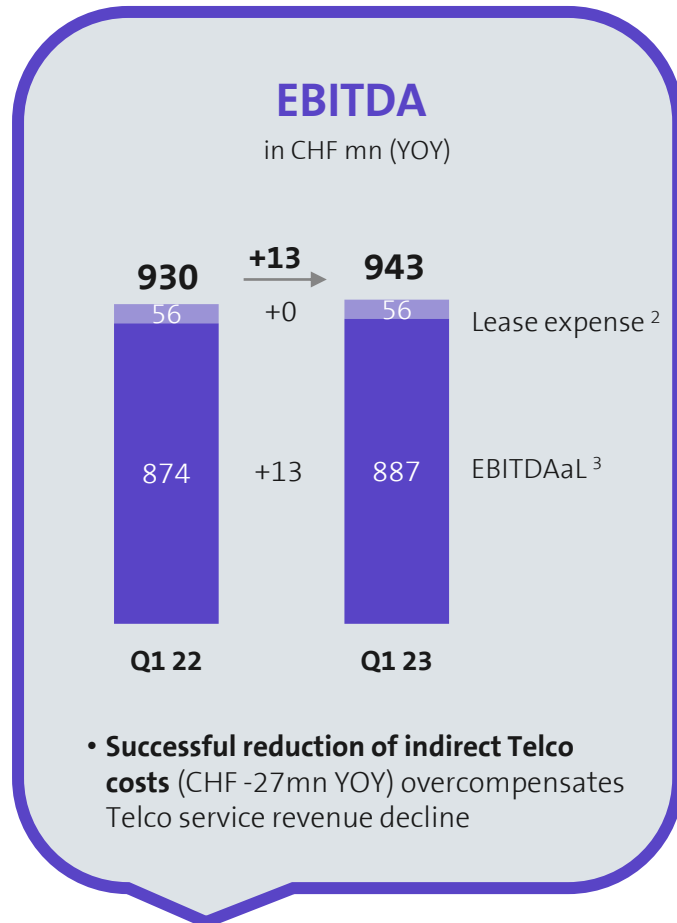
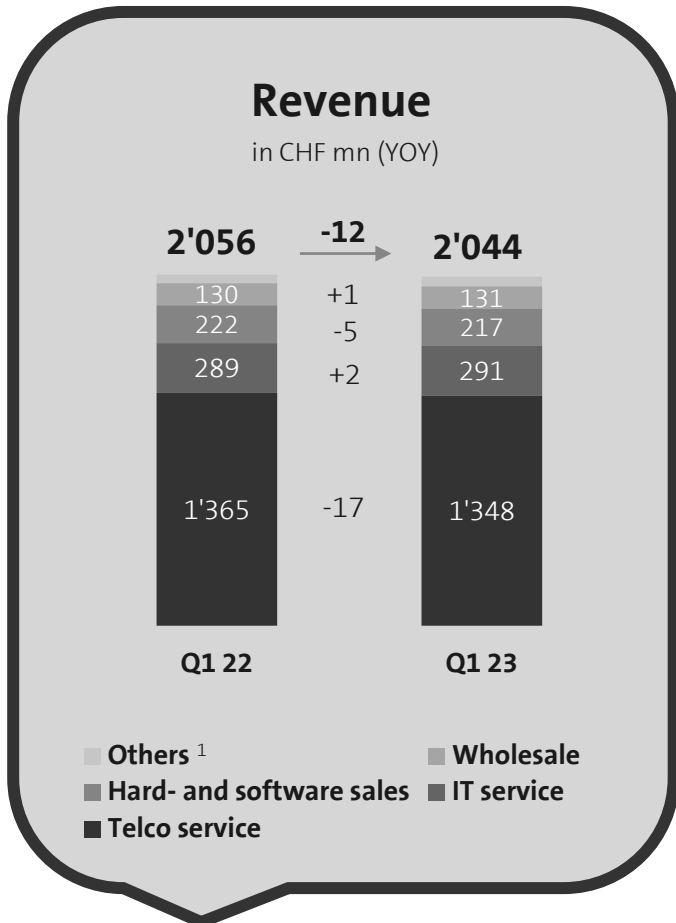


1) Ratio of total 5.45mn HHs in Switzerland



Swisscom Switzerland - financial results

Higher EBITDA primarily thanks to strong contributions from operational excellence



1) Q1 23: CHF 57mn (CHF +7mn YOY), 2) Consists of depreciation right of use assets and interest expense leases within scope of IFRS 16, 3) EBITDA after lease expense



Fastweb - Q1 achievements

Successfully executing priorities 2023

39th consecutive quarter of growth across all KPIs:

+163k RGUs, +5% revenue and +2% EBITDA in Q1

Consumer with **+4pp UBB penetration** and **+22% RGU growth in mobile** as 2nd best market performer

+6% top line growth in Enterprise

Several new contracts with corporates and PA signed

Wholesale business with c. 500k RGUs **continuously growing** (+37% YOY).

Successful execution of strategic customer deals with Enel and Iliad

Network coverage extended

Fibre¹: 93% HHs and companies,
5G FWA: 4.8mn HHs,
5G²: >67% population

Successful TU SEI FUTURO:

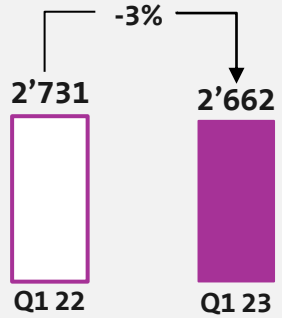
FDA³ with c. 100k courses, carbon neutrality by 2025 confirmed and **'great place to work'** certification for 2nd year in a row



Fastweb - Consumer

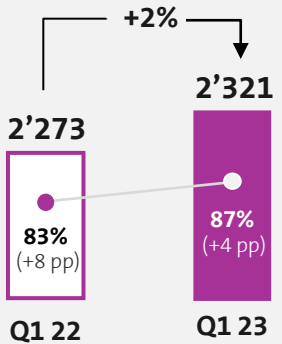
Positive growth in Q1 mainly led by UBB and Mobile, continuing the value strategy

Broadband subs in k (YOY change)



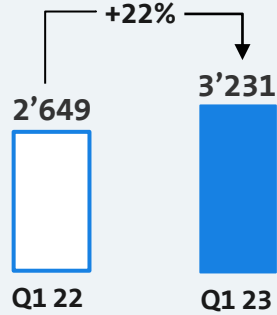
- Fastweb's focus on value subs pays off:
- BB customer base nearly stable
- UBB subs further growing: Q1 +8k

UBB subs (k) and penetration (YOY change)



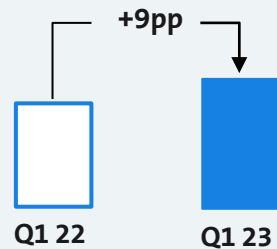
- UBB base up to 2.3mn (+2% YOY)
- UBB penetration at 87% (+4pp YOY)
- 99% of gross adds are UBB subs

Mobile subs in k (YOY change)

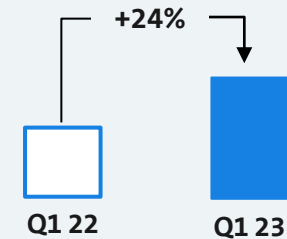


- Strong YOY growth:
- +582k as per Q1
- +22% YOY increase
- 2nd best market performer in Italy

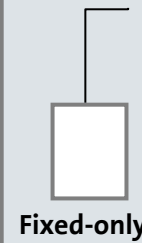
Mobile-only subs (YOY)



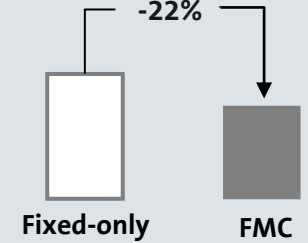
Data usage (GB/customer/month, YOY)



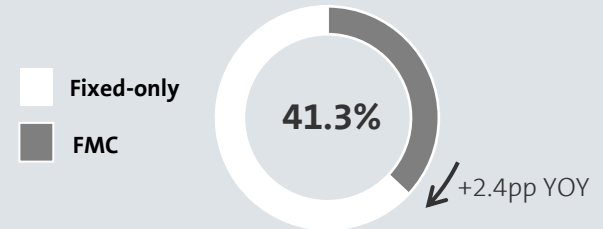
ARPU uplift in Q1 23



Churn benefit in Q1 23



FMC penetration within BB customer base

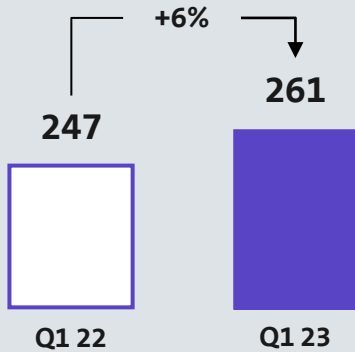




Fastweb - Enterprise and Wholesale

The main drivers of top line growth

Enterprise revenues in EUR mn (YOY)



- Growth of +6% YOY driven by large accounts and PA sector

Awarded for:

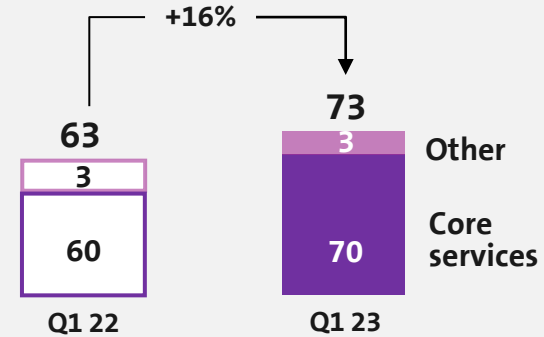
- **BPER** for connectivity and security
- **CRUI**¹ for AWS solutions
- **Value transformation services** (JV Unicredit & IBM) for security

New Enterprise contracts

5G Mobile, Connectivity and Security main growth drivers

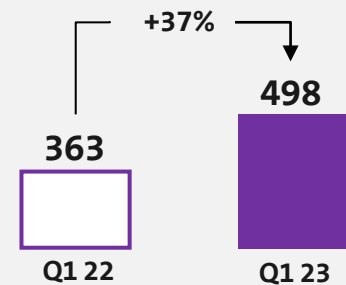
 Powered by Difference 5G Mobile Enterprise	 Connectivity	 ICT / Security
---	------------------	--------------------

Wholesale revenues in EUR mn ²(YOY)



- **Core services:** growth of +17% YOY driven by increasing number of wholesale lines
- **Other** (with low marginality): stable YOY at EUR 3mn

Wholesale lines (k)



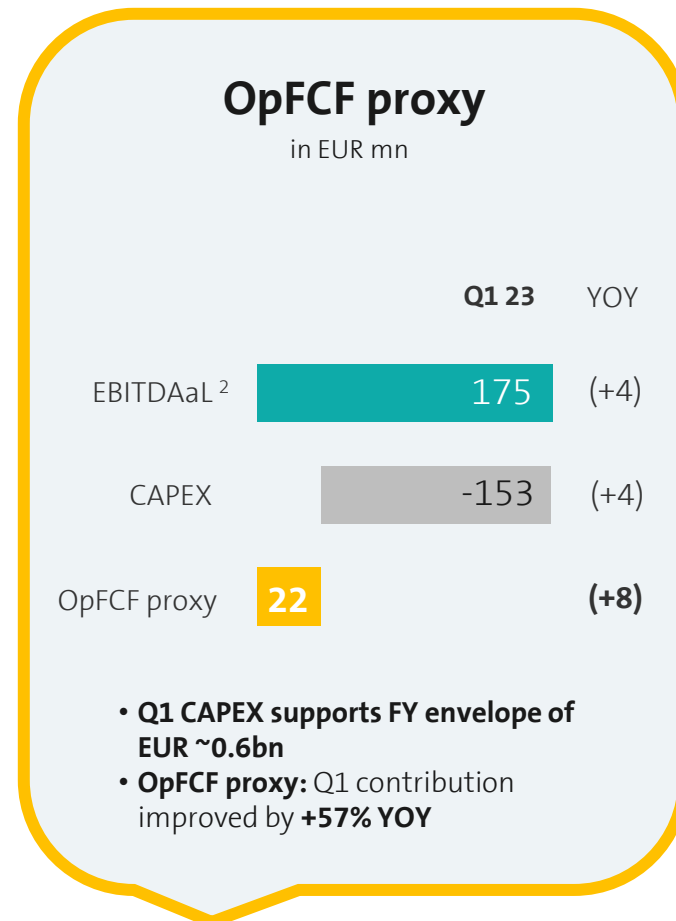
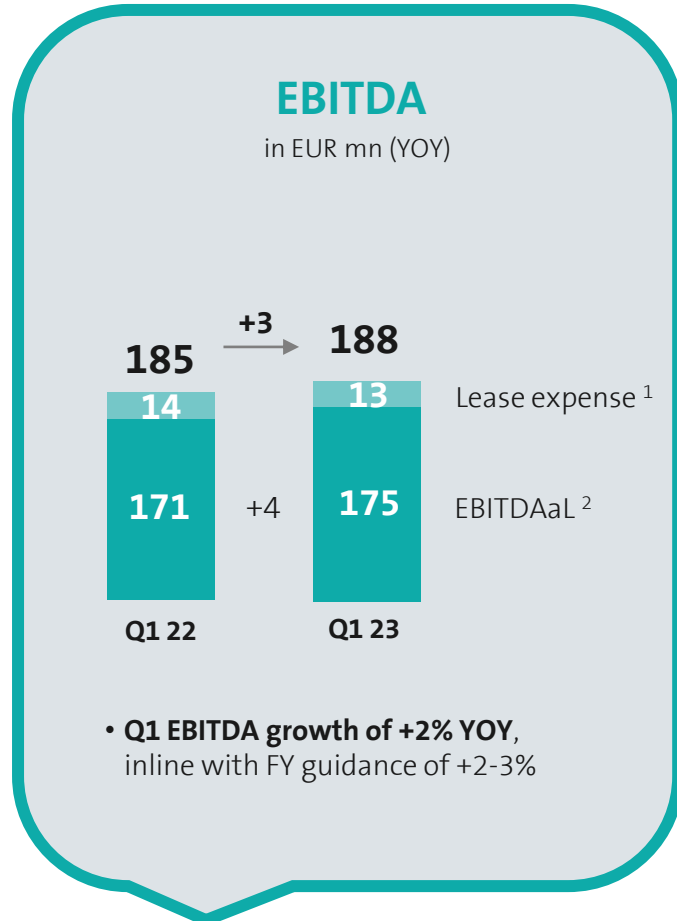
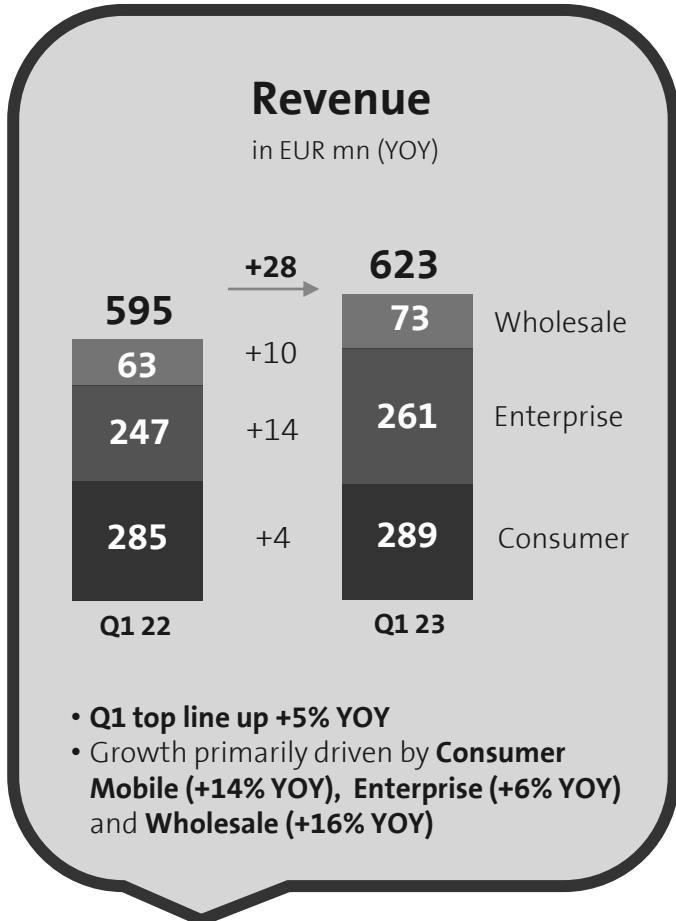
- **Q1 with +135k new connections** (YOY) driven by Sky and Windtre and other wholesale customers

1) The Italian Rectors' Conference (CRUI) is an association of the rectors of public universities and recognised private universities, 2) Including intersegment revenues



Fastweb financial results

Q1 marks the 39th consecutive quarter of growth



1) Consists of depreciation right of use assets and interest expense leases within scope of IFRS 16, 2) EBITDA after lease expense

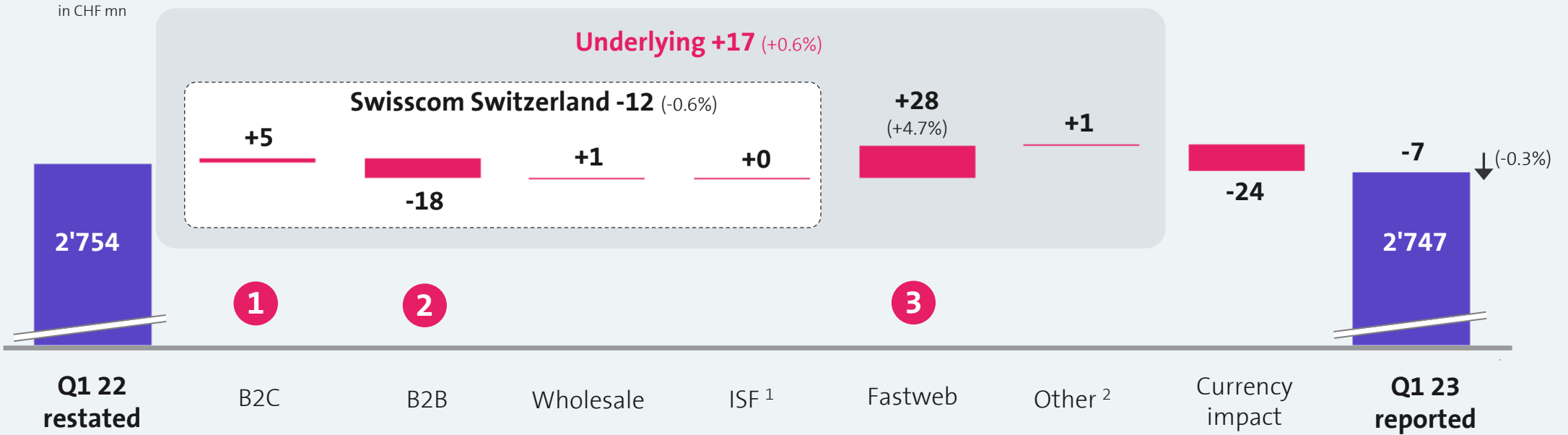


Financial results



Group revenue

Underlying top line positive thanks to growing Fastweb



1 Positive thanks to higher hardware sales (device availability improved) and blue cinema overcompensating softer telco service revenue (CHF -5mn)

2 Decrease driven by telco service revenue (CHF -12mn, primarily price pressure) and lower hard- and software sales (CHF -8mn, as prior year reported seasonally higher contributions)

3 Top line growth driven by all segments: Consumer (CHF +4mn), Enterprise (CHF +14mn) and Wholesale (CHF +10mn)

1) Infrastructure & Support Functions, including intersegment revenue, 2) Other operating segments and Intersegment elimination



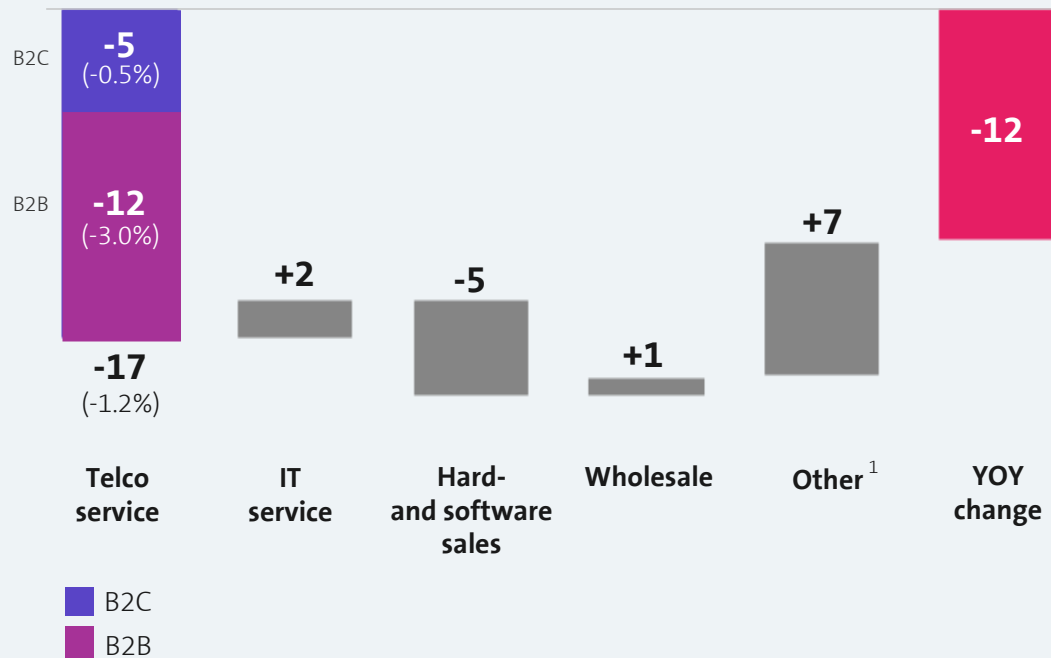
Swisscom Switzerland revenue

Slightly lower top line primarily driven by Telco service revenue

Q1 23 revenue changes by business drivers

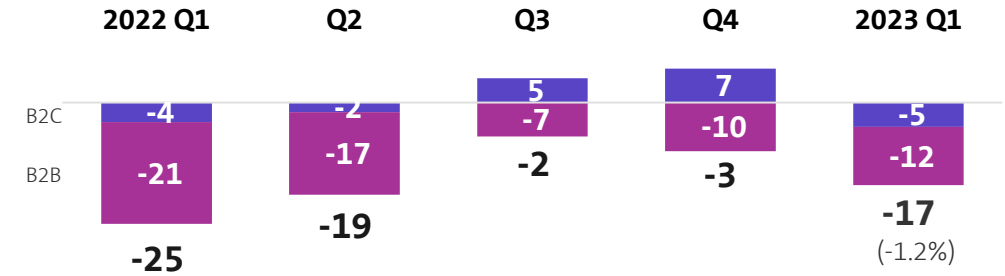
in CHF mn

Swisscom Switzerland -12 (-0.6%)



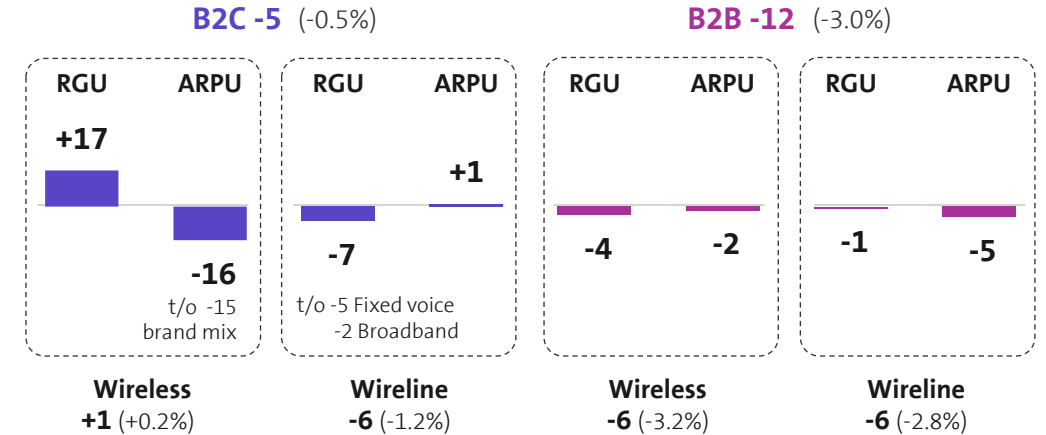
Telco service revenue evolution

in CHF mn



Q1 23 Telco service revenue changes by RGU and ARPU

in CHF mn

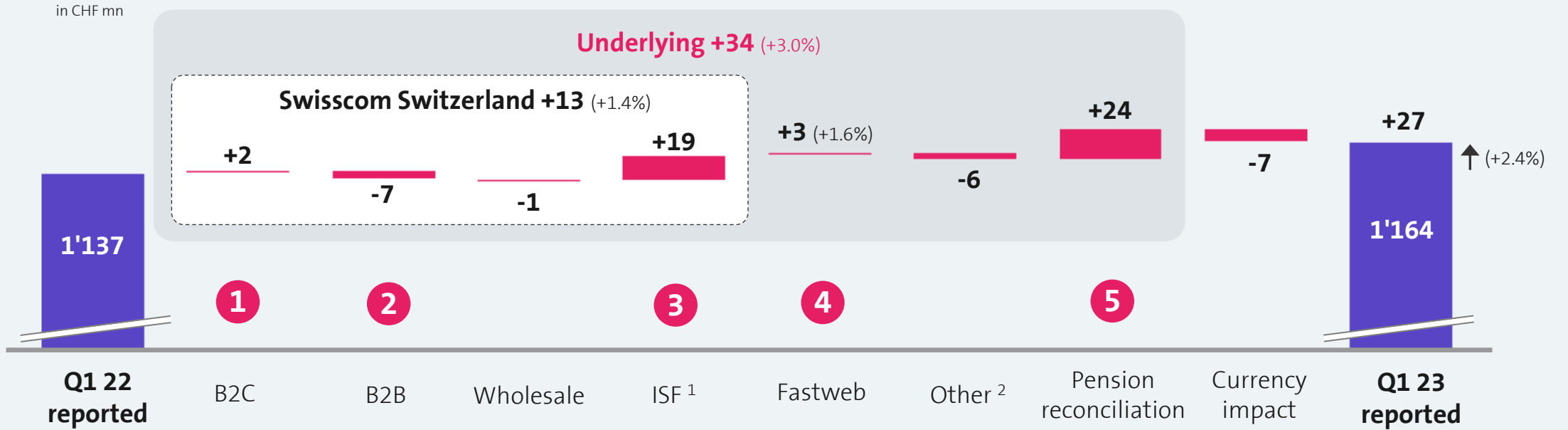


1) Including intersegment revenue



Group EBITDA

Higher underlying contributions from Swisscom Switzerland and Fastweb



- 1 Improved indirect cost base (CHF +7mn) compensates slightly lower telco service revenue and higher SAC/SRC
- 2 Decrease of telco service revenue partly compensated by lower OPEX

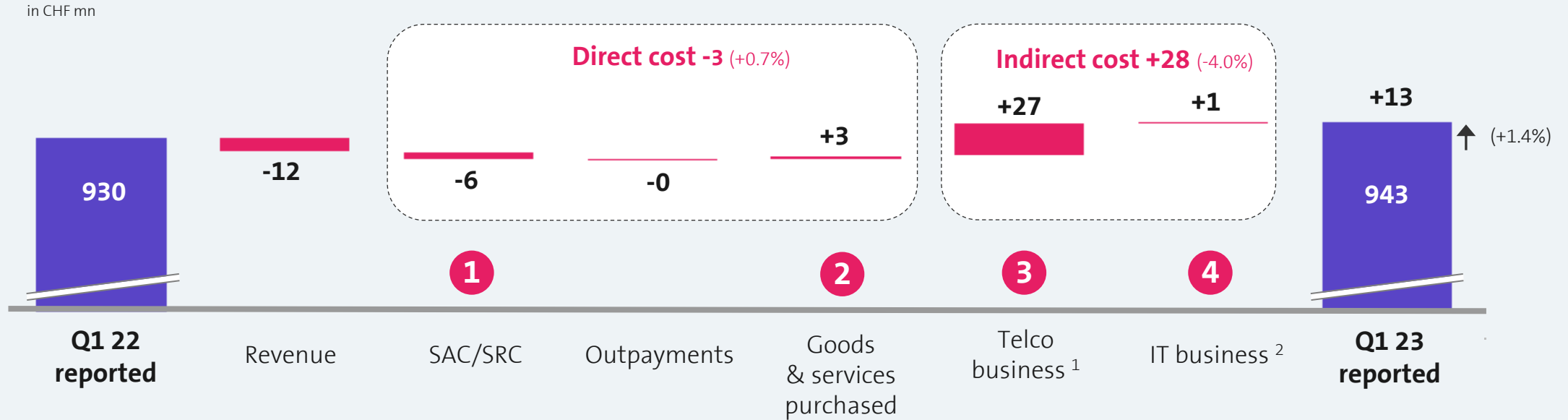
- 3 Increase primarily thanks to lower workforce expenses and cost for maintenance
- 4 Higher EBITDA driven by top line growth
- 5 Lower operating pension cost due to higher IFRS discount rate. In line with estimated FY impact of CHF +90mn

1) Including intersegment elimination Swisscom Switzerland,
 2) Includes Other operating segments, intersegment elimination group level



Swisscom Switzerland EBITDA

Operational excellence initiatives with expected savings on Telco-related costs



- 1 Slightly higher due to improved hardware availability and higher retention measures
- 2 Overall flattish: B2C with higher cost alongside with hardware sales and B2B with lower cost also driven by hard- and software sales

- 3 Improved primarily thanks to lower workforce expenses and maintenance cost, including seasonal impacts. Negotiated salary increase (+2.6%) impacts indirect cost only from Q2 onwards
- 4 Flattish IT cost base (despite higher IT service revenue)

1) Capacity costs and other operating expenses of Telco business,
 2) Capacity costs and other operating expenses of IT business



Capital expenditures

Continuous investments in the infrastructure of the future

in CHF mn	Q1 22	Δ	Q1 23
Group CAPEX	522	+23	545 (+4.4% YOY)
Swisscom Switzerland	364	+30	394 (+8.2% YOY)
Fastweb¹	163	-11	152 (-6.7% YOY)
Other²	-5		-1

Swisscom Switzerland Q1 23

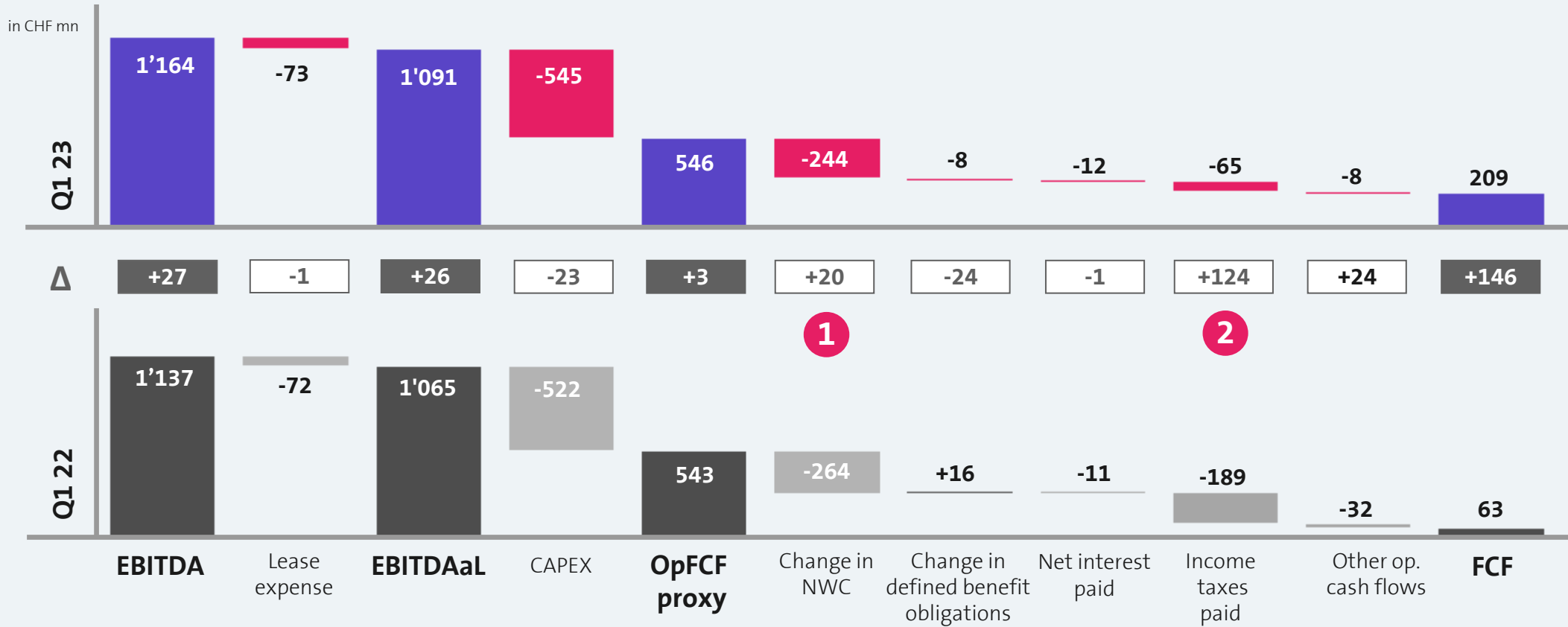
Wireless CHF 65mn (CHF -3mn YOY)	<ul style="list-style-type: none"> • Wireless investments at prior's year level due to ongoing 5G+ coverage extension
Fibre CHF 87mn (CHF -10mn YOY)	<ul style="list-style-type: none"> • Slightly lower envelope for fibre due to completion of FTTS rollout last year. FTTH investments went up YOY
Backbone & transport infra CHF 148mn (CHF +32mn YOY)	<ul style="list-style-type: none"> • YOY higher backbone & transport CAPEX: seasonal lower spendings in prior year and higher licence fees (DevOps and cloud) this year
IT & others CHF 94mn (CHF +11mn YOY)	<ul style="list-style-type: none"> • Higher IT investments to push digitalisation, drive customer experience and increase efficiency further

1) In local currency Q1 23: EUR 153mn (-2.5% YOY), 2) Including intersegment elimination



Free cash flow

OpFCF stable and FCF higher primarily due to higher tax payments in prior year

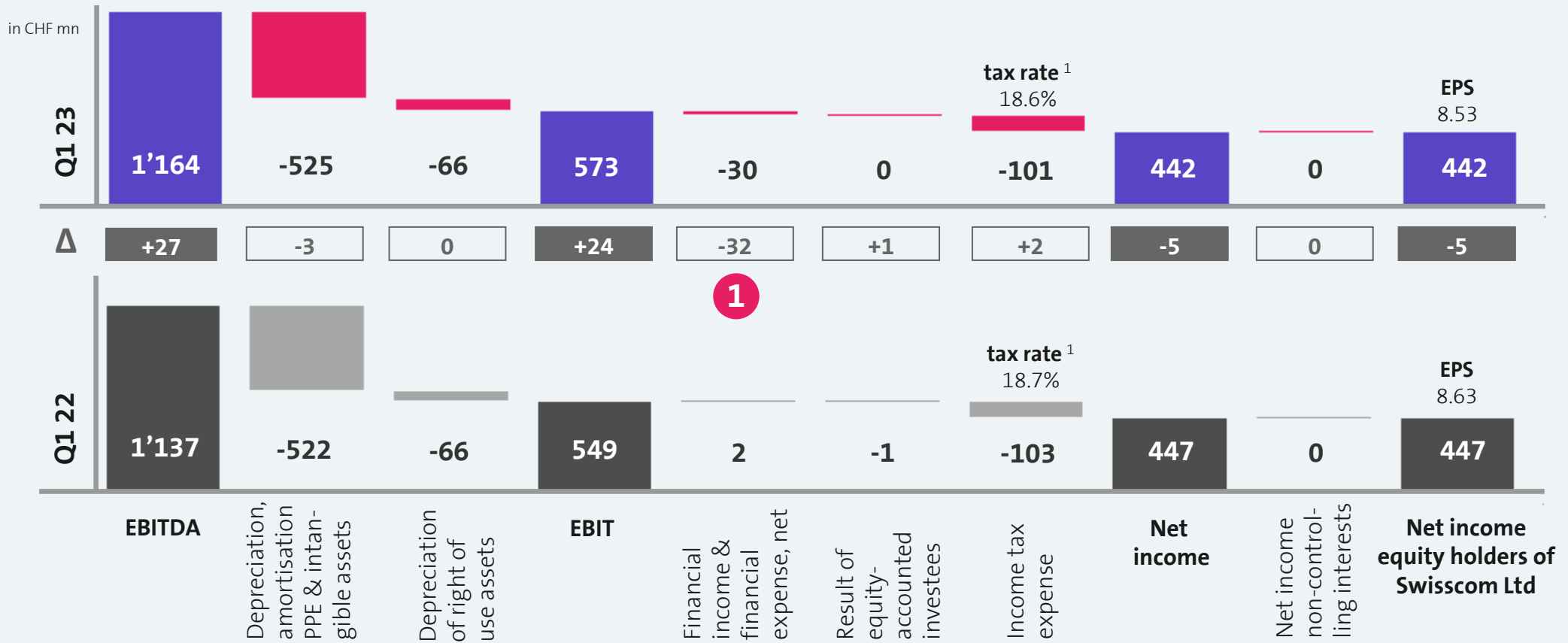


- 1 YOY almost stable. Q1 2023 with higher prepayments (primarily for insurance and maintenance) and lower trade payables. Q1 2022 impacted by extraordinary settlement payments in connection with regulatory litigations (settled in Q4 2021)
- 2 Lower tax payments than previous year due to different payment schedules



Net income

On prior year level thanks to EBITDA compensating higher financial expense



1 Q1 2022 positively impacted by change in fair value of interest rate swaps

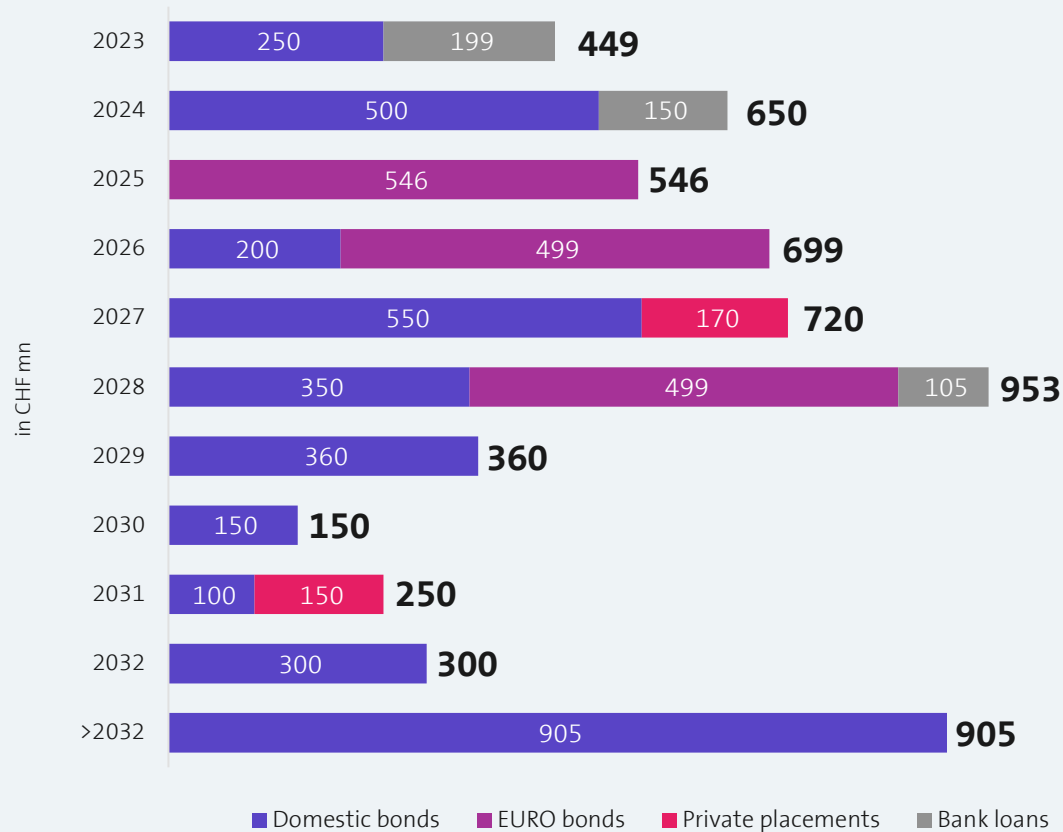
1) Tax rate Q1 23: Tax expenses of CHF 101mn / EBT of CHF 543mn = 18.6%, tax rate Q1 22: Tax expenses of CHF 103mn / EBT of CHF 550mn = 18.7%



Well balanced and diversified maturity profile

Successful rating reviews in Q1 underpinning A credit ratings. Moody's upgrade to A1

Debt maturity profile as per Q1 2023¹⁾



• Attractive CHF 200mn refinancings in Q1

- Domestic green bond of CHF 150mn (7.5y, 1.875% coupon)
- Privately placed domestic bond of CHF 50mn (30y, 2.19% coupon)


• Portfolio facts as per 31.3.2023

- **89% fix**
- Ø interest rate of **1.1%**
- Ø duration of **5.7 years**

• CHF 2.2bn unused committed credit lines

• Committed to strong credit ratings

- Swisscom with **one of the strongest ratings in EU Telco landscape**



1) Excl. short-term money market borrowings



FY 2023 guidance

Confirmed

in CHF bn	2022	Splits into:	2023 outlook ⁴	Splits into:
Revenue	11.051 ¹	CHF 8.6bn for Switzerland ³ EUR 2.5bn for Fastweb	11.1-11.2	CHF ~8.6bn for Switzerland EUR 2.5-2.6bn for Fastweb
EBITDA ²	4.406	CHF 3.5bn for Switzerland EUR 0.9bn for Fastweb	4.6-4.7	CHF 3.7-3.8bn for Switzerland EUR ~0.9bn for Fastweb
CAPEX	2.309	CHF 1.7bn for Switzerland EUR 0.6bn for Fastweb	~2.3	CHF ~1.7bn for Switzerland EUR ~0.6bn for Fastweb

Upon meeting its targets, Swisscom plans to propose **again a dividend of CHF 22/share** (payable in 2024)

1) Restated, 2) EBITDAaL 2022: CHF 4.1bn, EBITDAaL guidance 2023: CHF ~4.3-4.4bn, 3) Swisscom Group without Fastweb, 4) For consolidation purposes, CHF/EUR of 1.00 has been used (vs. 1.00 for FY 2022)



Questions & answers



Appendix



Key financials

Underlying revenue and EBITDA

in CHF mn

	2022					2023				Change			
	Q1	Q2	Q3	Q4	FY	Q1	Q2	Q3	Q4	Q1	Q2	Q3	Q4
Revenue	2'754	2'713	2'712	2'872	11'051	2'747				-7			
Currency effect						24				+24			
Underlying										+17			
EBITDA	1'137	1'054	1'150	1'065	4'406	1'164				+27			
Provisions for regulatory litigations		82		75	157								
Restructuring cost				-5	-5								
Adjustments		82		70	152					+0			
EBITDA adjusted	1'137	1'136	1'150	1'135	4'558	1'164				+27			
Currency effect ¹						7				+7			
Exceptionals (adjustments + currency effect)										+7			
Underlying										+34			

1) CHF/EUR exchange rate for Q1 2023 of 0.995 (vs. 1.0335 for Q1 2022)



Residential Customers

Segment reporting as per 31.03.2023

Revenue increased thanks to higher hardware sales (device availability improved) and blue cinema overcompensating slightly softer Telco service revenue.

Telco service revenue nearly stable (-0.5%): shift in brand mix mostly compensated by increase in postpaid subs.

EBITDA increased by +0.3%: improved indirect cost base compensates slightly lower Telco service revenue and higher SAC/SRC.

in MCHF	31.03.2023	YOY
Revenue ¹⁾	1'136	0.4%
Direct costs	-230	4.5%
Indirect costs ²⁾	-158	-4.2%
EBITDA	748	0.3%
<i>EBITDA as % of revenue</i>	<i>65.8%</i>	
Lease expense	-10	0.0%
EBITDAaL	738	0.3%
CAPEX	-7	40.0%
OpFCF proxy	731	0.0%
Number of employees (FTE)	2'586	-6.6%
Postpaid subs (k)	3'288	4.8%
Prepaid subs (k)	1'001	-11.9%
Wireless subs (k)	4'289	0.4%
ARPU wireless in CHF	36	0.0%
Broadband subs (k)	1'727	-0.5%
TV subs (k)	1'491	-1.7%
Fixed voice subs (k)	1'058	-7.1%

1) incl. intersegment revenues

2) incl. own work capitalised and other income



Business Customers

Segment reporting as per 31.03.2023

Revenue decreased (-2.4%), driven by Telco service revenue (CHF -12mn, primarily price pressure) and lower hard- and software sales (CHF -8mn as prior year reported seasonally higher contributions).

EBITDA slightly down (-2.0%). Decrease of Telco service revenue partly compensated by lower OPEX.

in MCHF	31.03.2023	YOY
Revenue ¹⁾	772	-2.4%
Direct costs	-181	-5.7%
Indirect costs ²⁾	-246	-0.4%
EBITDA	345	-2.0%
<i>EBITDA as % of revenue</i>	<i>44.7%</i>	
Lease expense	-8	14.3%
EBITDAaL	337	-2.3%
CAPEX	-11	-21.4%
OpFCF proxy	326	-1.5%
Number of employees (FTE)	5'212	-0.7%
Wireless subs (k)	1'888	0.5%
ARPU wireless in CHF	28	-3.4%
Broadband subs (k)	290	-1.4%
TV subs (k)	67	-2.9%
Fixed voice subs (k)	234	-10.0%

1) incl. intersegment revenues

2) incl. own work capitalised and other income



Wholesale

Segment reporting as per 31.03.2023

Revenue nearly stable (+0.8%). Slightly higher revenue from Wholesale services compensated by lower revenue from termination. Inbound roaming stable.

EBITDA nearly stable (-1.2%).

in MCHF	31.03.2023	YOY
Revenue ¹⁾	134	0.8%
Direct costs	-49	2.1%
Indirect costs ²⁾	-5	25.0%
EBITDA	80	-1.2%
<i>EBITDA as % of revenue</i>	<i>59.7%</i>	
Lease expense	-	
EBITDAaL	80	-1.2%
CAPEX	-	
OpFCF proxy	80	-1.2%
Number of employees (FTE)	82	1.2%
Wholesale lines (k)	688	-2.1%

1) incl. intersegment revenues

2) incl. own work capitalised and other income



Infrastructure & Support Functions

Segment reporting as per 31.03.2023

EBITDA improved by +7.2% (CHF +18mn) primarily thanks to lower workforce expenses and cost for maintenance, including seasonal impacts.

in MCHF	31.03.2023	YOY
Revenue ¹⁾	19	5.6%
Direct costs	-2	0.0%
Indirect costs ²⁾	-248	-6.4%
EBITDA	-231	-7.2%
Lease expense	-38	0.0%
EBITDAaL	-269	-6.3%
CAPEX	-376	9.0%
OpFCF proxy	-645	2.1%
Number of employees (FTE)	4'961	1.3%

1) incl. intersegment revenues

2) incl. own work capitalised and other income



Fastweb

Segment reporting as per 31.03.2023

Consumer revenue up by +1.4% mainly as a result of the increasing wireless customer base.

Enterprise revenue up by +5.7% as primarily public administration increased.

Wholesale revenue increased (+15.9%) as well, driven by higher number of wholesale lines (+37.2%).

EBITDA up by +1.6% driven by top line increase.

in MEUR	31.03.2023	YOY
Consumer	289	1.4%
Enterprise	261	5.7%
Wholesale ¹⁾	73	15.9%
Revenue ¹⁾	623	4.7%
Direct costs	-240	18.2%
Indirect costs ²⁾	-195	-5.8%
EBITDA	188	1.6%
<i>EBITDA as % of revenue</i>	30.2%	
Lease expense	-13	-7.1%
EBITDAaL	175	2.3%
CAPEX	-153	-2.5%
OpFCF proxy	22	57.1%
Number of employees (FTE)	3'087	12.8%
Wireless subs (k)	3'231	22.0%
Broadband subs (k)	2'662	-2.5%
Wholesale lines (k)	498	37.2%
In consolidated Swisscom accounts		
EBITDA in MCHF	187	-2.1%
CAPEX in MCHF	-152	-6.7%

1) incl. intersegment revenues

2) incl. own work capitalised and other income



Other

Segment reporting as per 31.03.2023

Net revenue on level
of prior year.

EBITDA down by -19%,
due to lower contributions
from Swisscom Broadcast
and localsearch.

in MCHF	31.03.2023	YOY
External revenue	100	0.0%
Revenue ¹⁾	243	0.8%
Direct costs	-19	26.7%
Indirect costs ²⁾	-190	3.3%
EBITDA	34	-19.0%
<i>EBITDA as % of revenue</i>	<i>14.0%</i>	
Lease expense	-2	-33.3%
EBITDAaL	32	-17.9%
CAPEX	-8	33.3%
OpFCF proxy	24	-27.3%
Number of employees (FTE)	3'324	1.6%

1) incl. intersegment revenues

2) incl. own work capitalised and other income



Pension cost and cash payments

Higher discount rate for IFRS pension liabilities impacts EBITDA 2023 but not cash payments

in CHF mn

	Q1 22	Q1 23	<i>reported</i> YOY	FY 22	<i>estimate</i> FY 23	<i>estimate</i> YOY
Segments' pension cost	69	68	-1	273	273	0
Pension reconciliation	15	-9	-24	53	-37	-90
Operating pension cost (EBITDA)	84	59	-25	326	236	-90
Net interest (financial result)	0	-1	-1	-1	-1	0
Total pension cost (P&L)	84	58	-26	325	235	-90
Company contributions (cash payments)	68	67	-1	277	277	0

Operating pension cost

- Costs highly sensitive to changes of discount rate
- Operating pension cost FY 2023 CHF -90mn lower compared to FY 2022 because of higher discount rate

Cash payments

- Cash contributions not based on IFRS
- No impact of higher interest on cash contributions
- FY 2023 estimate: company contributions (cash payments) > operating pension cost



Investor contact



Louis Schmid
Head Investor Relations

louis.schmid@swisscom.com
+41 58 221 62 79



Tamara Hackl
Investor Relations Manager

tamara.hackl@swisscom.com
+41 58 221 12 79



Cautionary statement

Regarding forward looking statements

- "This communication contains statements that constitute "forward-looking statements". In this communication, such forward-looking statements include, without limitation, statements relating to our financial condition, results of operations and business and certain of our strategic plans and objectives.
- Because these forward-looking statements are subject to risks and uncertainties, actual future results may differ materially from those expressed in or implied by the statements. Many of these risks and uncertainties relate to factors which are beyond Swisscom's ability to control or estimate precisely, such as future market conditions, currency fluctuations, the behaviour of other market participants, the actions of governmental regulators and other risk factors detailed in Swisscom's and Fastweb's past and future filings and reports, including those filed with the U.S. Securities and Exchange Commission and in past and future filings, press releases, reports and other information posted on Swisscom Group Companies' websites.
- Readers are cautioned not to put undue reliance on forward-looking statements, which speak only of the date of this communication.
- Swisscom disclaims any intention or obligation to update and revise any forward-looking statements, whether as a result of new information, future events or otherwise."